

WALLACH[®]

Wallach works for you.

www.WallachSurgical.com



Wallach works for you.

PUT WALLACH TO WORK IN YOUR PRACTICE

Our company designs innovative medical technologies that ensure effective treatment and improved outcomes for patients undergoing a wide range of medical procedures. Wallach works for:

- Gynecologists
- Obstetricians
- Infertility specialists
- Dermatologists
- General practitioners
- And more . . .

Trusted by physicians for more than 30 years, Wallach products are engineered to provide enhanced safety, reliability, and performance. From our time-proven colposcopes and cryosurgical systems, to stainless steel instruments, disposables, and a wide range of fetal and vascular Dopplers – we develop exceptional products that address our customers’ needs and budgets.

Moving forward, Wallach’s expanded and diverse portfolio of clinically proven medical solutions, now inclusive of Summit Doppler products, will enhance preventative, diagnostic, and therapeutic patient care.



WALLACH ACQUIRES SUMMIT DOPPLER TO STRENGTHEN PRODUCT PORTFOLIO

Wallach is pleased to announce our acquisition of Summit Doppler and their trusted line of vascular and obstetrics systems. Together we have joined forces to provide physicians with an even greater selection of time-tested products for the benefit and wellness of their patients.



CONTENTS

Gynecology

- Colposcopes 4
- Cryosurgical Systems 8
- LEEP – Electrosurgical Systems . . 10
- Accessories 12
- GYN Instruments. 14
- Single Use Products 26

Obstetrics

- Fetal Monitors 30
- Fetal Dopplers and Probes 32

Vascular Assessment

- Dopplers and Probes 34
- ABI Vascular Systems 36
- Cuffs and Accessories 40

Dermatologic Cryosurgery

- Cryosurgical System 41

Miscellaneous

- Warranty and Returns. 42
- Repairs and Index. 43



Multi-Step Magnification Colposcopes: Better Visualization, Versatility, and Stability

**WALLACH'S TRIPLE MAGNIFICATION COLPOSCOPES
OFFER HIGH RESOLUTION STEREOSCOPIC OPTICAL
VIEWING AND A RANGE OF OPTIONS**

TriScope™ with Trulight™, Overhead Suspension Arm for Full Range of Motion

The TriScope colposcope offers enhanced stability and the full range of motion needed to complete exams and perform related biopsies and surgery. With fixed triple magnification, TriScope offers a direct view optical pathway to detect even subtle tissue abnormalities.

- Easily adjusts to 8x, 13x, and 21x magnifications
- Adjustable overhead suspension arm ensures optimal hand/eye coordination
- Trulight LED provides brighter light without changing bulbs
- High-resolution stereoscopic optical viewing



ColpoStar™ 1H Precision Optics, 12x Single Magnification – Accurate, Agile, and Affordable

The ColpoStar 1H offers fiber optic halogen lighting that delivers white, cool, clear natural tone tissue illumination for more accurate examination. Optimal single 12x magnification offers a wider field of view and greater depth of field. ColpoStar 1H provides:

- Distortion-free precision stereo optics
- 300 mm working distance
- Green filter
- Stable five-point base with center post design, easily maneuvers
- Fine and coarse height adjustments



TriStar™ with Trulight™ – Compact Unit for Space and Budget Conscious

Our TriStar colposcope features a stable five-point base with center post stand to ensure maximum stability with the same high-resolution optical pathway and fixed triple magnification settings as available in the TriScope.

- 8x, 13x, and 21x magnification provides clear visualization
- Sturdy, compact base saves valuable space
- Trulight LED lighting offers brighter light without changing bulbs
- High-resolution stereoscopic optical viewing

TriScope and TriStar Accessories

Built-in dual optical beamsplitter attaches digital photographic accessories, video, and co-observation teaching tube to the TriScope and TriStar.



Digital USB Video Camera and Adapter



Digital SLR Camera and Adapter



ITEM NUMBER	DESCRIPTION
906140T	TriStar with Trulight ^{Δ†}
906150T-4	TriScope with Trulight-4 leg Base ^{Δ†}
906135	ColpoStar 1H [†]
900832	Digital Camera and Adapter Lens for Tri Series Colposcopes
900811U	Digital USB Video Camera for Tri Series Colposcopes
900813	Teaching Tube for Tri Series Colposcopes



Wallach Zoom Magnification Colposcopes

ALL WITH CONTINUOUSLY VARIABLE NIKON 4.5 – 20X ZOOM, TRULIGHT LED WITH 20,000+ HOURS OF BRILLIANT LIGHTING, AND AN INDUSTRY-LEADING WARRANTY*

ZoomScope™ with Trulight™, Ergonomic Overhead Suspension Arm for Optimal Viewing

Our premier colposcope offers unobstructed access to the examination site, allowing for optimal viewing.

Zoom knobs are conveniently located on both sides of the optical head with vertical and horizontal optics adjustment capabilities.

- Stereoscopic continuous 4.5 – 20x zoom Nikon optics for optimal viewing and image magnification
- Trulight LED illuminates target tissue; center green LED enables vascular pattern detection
- Optional USB video camera captures images and integrates into EMR systems



ZOOMSCOPE™
with Trulight™



ZoomStar™ with Trulight™, Same Quality Optics on a Compact Mobile Stand

ZoomStar offers the same quality optics and features as ZoomScope on an exclusive compact center stand with a spring-loaded main shaft for gross height adjustment and with the addition of fine height adjustment.

- Stereoscopic continuous 4.5 – 20x zoom Nikon optics for optimal viewing and image magnification
- Dual zoom knobs on the optical head allow for left- or right-handed operation
- Convenient fine focus control handle sharpens the image
- USB video camera option



ZOOMSTAR™
with Trulight™




ITEM NUMBER	DESCRIPTION
906043-SP-3	ZoomScope with Trulight and 3-Leg Base
906043-SP-4	ZoomScope with Trulight and 4-Leg Base ^{Δ†}
906043-40TU-5	ZoomScope Trulight with Video, Digital USB Camera ^{Δ†}
906057T	ZoomStar with Trulight ^{Δ†}
906057-40TU	ZoomStar with Trulight Video ^{Δ†}

* Call your Wallach representative for details

Digital Management Colposcopic System

With Wallach's PC-based digital management solution you can efficiently view, document, and manage every colposcopic patient procedure, which will provide significant benefits, including:


- Real-time viewing
- Complete patient records, including past tests and treatments
- The ability to compare and store images and annotations
- EMR image transfer capability
- Password-protected files



Efficiently document and manage every patient procedure

Cryosurgical Systems: Fast, Precise Freeze and Thaw Control

OUR ONE- AND TWO-TRIGGER SYSTEMS PROVIDE PRECISE CONTROL AND A LARGE SELECTION OF HIGHLY CONDUCTIVE, REUSABLE CRYOTIPS AND DISPOSABLE PLASTIC SHIELDS ARE AVAILABLE



LL100™ System (N₂O) Two-trigger Design and Twice the Freeze Power of Other Systems

Wallach's exclusive two-trigger cryosurgical system delivers fast and precise freeze/defrost control and allows cryotips to be changed at any time without venting.

- More effective freeze/defrost in less time
- Freeze and defrost only when triggered
- Lightweight, well-balanced, and maneuverable
- Use with Wallach's large selection of cryotips and disposable plastic shields



LLCO₂™ System Single-trigger Design is Optimized for CO₂ Gas

The LLCO₂ single-trigger cryosurgical system maximizes temperature and minimizes the clogging and sputtering commonly associated with CO₂ gas.

- Squeeze trigger to freeze; release to defrost
- Use with medical-grade CO₂ gas for optimal performance
- Use with Wallach's standard cryotips with disposable plastic shields

Both the LL100 and the LLCO₂ are available in three-tip package specials for additional savings. Choose three cryotips from our comprehensive offerings when ordering. Wallach recommends the T-1905, T-2514, and T-0500 for GYN procedures and the T-0524, T-0219, and T-1900 for general/family practice procedures. Call Wallach customer service for more information.

ITEM NUMBER	DESCRIPTION
900001	LL100 Cryosurgical System – N ₂ O (Freezer Only) ^{Δ†}
900160	LLCO ₂ Cryosurgical System – CO ₂ (Freezer Only) ^Δ
901060	N ₂ O Cylinder (unfilled)
901061	CO ₂ Cylinder (unfilled)
901011	Cart for 20 lb. Cylinder

WA1000B™ Cryo Console System

Uses LL100™ two-trigger or LLCO₂™ single-trigger freezers

- High-performance features and easy-to-use controls
- Temperature Indicator with integrated timer for precise documentation
- Cart carries a single 20 lb. cylinder
- Use with Wallach's large selection of cryotips and shields

ITEM NUMBER	DESCRIPTION
900506-1-N2O	WA1000B Cryosurgical Console – Blank N ₂ O LL100 ^{Δ†}
900506-1-CO2	WA1000B Cryosurgical Console – Blank CO ₂ LL100 [†]
900506-2-N2O	WA1000B Cryosurgical Console – Digital Temp. (N ₂ O) Indicator, Timer, Base, and LL100 ^Δ
900506-2-CO2	WA1000B Cryosurgical Console – Digital Temp. (CO ₂) Indicator, Timer, Base, and LLCO ₂



Cryosurgical Tips for Use with LL100™ and LLCO₂™

Highly conductive, thermal, reusable, sterilizable cryotips with disposable plastic shields.

 900300AA (T-0200) ^{Δ†}	 900301A (T-0500) ^{Δ†}	 900302A (T-0700) ^{Δ†}	 900303AA (T-0900) ^{Δ†}	 900305AA (T-1300) ^{Δ†}	 900306AA (T-1500) ^{Δ†}
 900200AA (T-0219) ^{Δ†}	 900201AA (T-0219) ^{Δ†}	 900202AA (T-0524) ^{Δ†}	 900203AA (T-0519) ^{Δ†}	 900204AA (T-0832) ^{Δ†}	 900205AA (T-0819) ^{Δ†}
 900206AA (T-0826) ^{Δ†}	 900207AA (T-0823) ^{Δ†}	 900208AA (T-1900) ^{Δ†}	 900209AA (T-1905) ^{Δ†}	 900210AA (T-1920) ^{Δ†}	 900211AA (T-1910) ^{Δ†}
 900212AA (T-1920) ^{Δ†}	 900213AA (T-2500) ^{Δ†}	 900214AA (T-2507) ^{Δ†}	 900215AA (T-2514) ^{Δ†}	 900217AA (T-0832) ^{Δ†}	Disposable Plastic Shields for Cryotips (Bag of 100) 900221AA ^{Δ†}



Wallach's Safe, Convenient, and Affordable Electrosurgical System

Quantum 2000™ Electrosurgical System with Biovac™ Smoke Evacuator and Integration Unit

Wallach's exclusive technology consistently and accurately monitors power levels for smoother, drag-free cuts. Minimal thermal damage allows a superior histological specimen for pathology. Post-excision, the coagulation mode supplies powerful spray fulguration that can effectively seal bleeders.

- Automatically and instantly activates the Biovac
- Foot- or hand-operated switches
- Audible alarm for safety
- Return electrode monitoring system uses split grounding pad for extra safety
- Fully integrated system

Biovac™ Smoke Evacuator

Efficiently removes airborne vapor that may contain potentially harmful microbes and viruses.

- Quiet, high-powered motor
- Disposable one-piece filter stops particles down to 0.02 microns
- Adjustable handle
- Compatible with any other electrosurgical, laser, or electrocautery units



ITEM NUMBER	DESCRIPTION
909075	Quantum 2000 Electrosurgical Generator ^Δ
909077A	Quantum 2000 Electrosurgical Generator with Biovac Smoke Evacuator and Integration Unit plus Starter Kit
909070	Biovac Smoke Evacuator ^Δ
909080	Integration Unit ^Δ

Disposable, Extra-rigid Loop and Ball Electrodes (ER series) Meet a Wide Variety of Needs

- Sterile, single use only
- Tungsten wire
- 13 cm shaft (unless otherwise specified)
- High quality, made in the U.S.A.



Electrosurgical System Accessories for Wallach's Quantum 2000™ and Other Comparable Products



Hand Switch–Operated Pencils

For use with Quantum 2000™ and other compatible electrosurgical generators. Sterile, single use only. Convenient CUT and COAG push buttons.

ITEM NUMBER	DESCRIPTION
909089	Hand Switch-operated Pencils, Sterile (25 per Box)



Ferric Subsulfate Aqueous Solution

Make postoperative bleeding easier to control. Twelve single-dose 15 ml bottles come in a convenient box.


ITEM NUMBER	DESCRIPTION
909084	Ferric Subsulfate Aqueous Solution (12 per Box)



Disposable Smoke Evacuation Speculum Tubing (Non-Sterile)

Slides through the dedicated slot of compatible specula and attaches to flexible smoke evacuation tubing.


ITEM NUMBER	DESCRIPTION
920001	Disposable Speculum Tubing (50 per Box)



EndoBlock™ Needle (for Intra-Cervical Block)

- Sterile, single use only, reinforced with an extended shaft
- Threaded hub needle for dental-style cartridge syringe
- Luer lock for use with medical syringe

ITEM NUMBER	DESCRIPTION
920017	EndoBlock Needle Luer Lock (6 per Box)
920017-1	EndoBlock Needle Luer Lock (60 per Box)
920021	EndoBlock Needle Threaded Hub (6 per Box)



Disposable Split Grounding Pads (with Connector)

For use with Quantum 2000™, these pads offer extra patient safety by signaling the system to shut down if the pad is not in complete contact with the patient.

909078	Disposable Split Grounding Pads with Connector (10 per Box)
--------	---



Electrosurgical Disposable Grounding Pads (for Use with Reusable Cable)

Universal, cost-effective electrosurgical split grounding pad for use with Quantum 2000™ and other comparable units. Must be used with durable, reusable 9-ft, 4-in cable that can be disinfected after each use.

909152	Electrosurgical Disposable Grounding Pads for Use with Reusable Cable (5 per Box)
909153	Reusable Cable



Endocervical Block Kit (for Intra-Cervical Block)

- Single use only, reinforced, long EndoBlock needle
- 18 gauge needle for drawing anesthetic
- Disposable syringe with finger grip

920009	Endocervical Block Kit (10 Kits per Box)
--------	--



Smoke Evacuator Filter Assembly

Filter and evacuation tubing efficiently removes airborne vapor that may contain potentially harmful microbes. Maximum operating time of 30 minutes.

909094	Filter Assembly for Biovac Smoke Evacuator (5 per Box)
--------	--



Foot Pedal–Operated Pencils

For use with Quantum 2000™ and other comparable electrosurgical generators. Sterile and single use only. Reusable adapter required. Use with any standard disposable electrodes.

909028	Foot Pedal-operated Pencils, Sterile (25 per Box)
--------	---



Dental-style Anesthetic Cartridge Syringe

Reusable syringe accepts lidocaine cartridges for quick and easy anesthetic blocks.

909171	Dental-style Cartridge Syringe
--------	--------------------------------

QKIT™ Procedure Tray for Loop Electrosurgical Excision Procedure

- Two cartridges containing 2% Lidocaine with Epinephrine
- Endocervical block needle, long threaded hub
- Lugol's (strong iodine solution)
- Ferric subsulfate aqueous solution
- Underpad, panty shield, alcohol wipe, and six large cotton swabs

909074	QKIT Procedure Tray (5 Trays per Box)
--------	---------------------------------------



Disposable Smoke Evacuation Tubing with Attached Speculum Tubing

Six-foot-long sterile, single-use-only smoke evacuation tubing with attached speculum tubing connects to the smoke evacuator filter assembly.

920002	Disposable Smoke Evacuation Tubing with Speculum Tubing (10 per Box)
--------	--



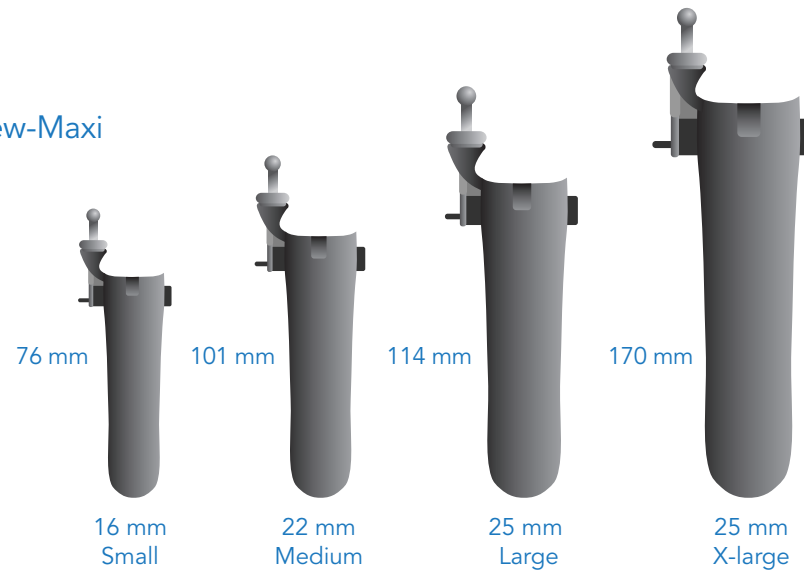
A Full Line of Coated and Unc coated Specula

WALLACH OFFERS A COMPLETE SELECTION OF COATED AND UNCOATED SPECULA, INCLUDING GRAVES, PEDERSON, AND VIEW-MORE, AS WELL AS ENDOCERVICAL SPECULA AND RETRACTORS

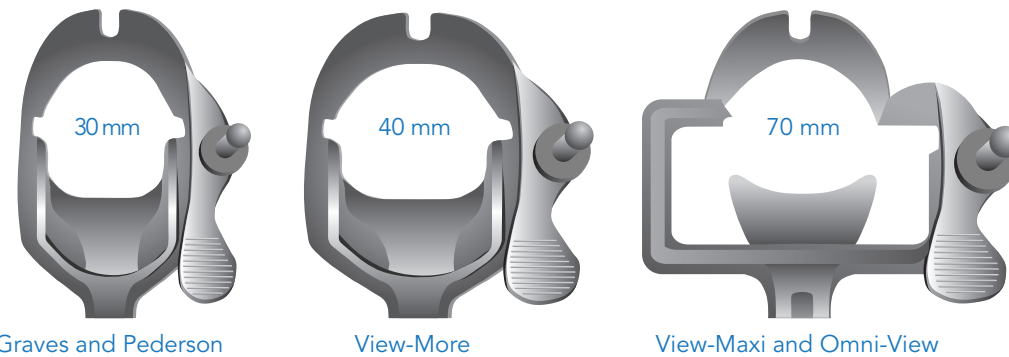
Graves, Weisman-Graves, View-More, and View-Maxi



Pederson and View-Maxi



Yoke Dimensions



COATED SPECULA

Graves Specula

The standard Graves speculum features a guide for disposable smoke tubes for easy cleaning. Nonconductive coating added for safety.

ITEM NUMBER	DESCRIPTION
903017	LLETZ Graves Speculum – Medium with DSE Guide
903018	LLETZ Graves Speculum – Large with DSE Guide

Pederson Specula

Widely used by physicians, this speculum's narrow blade design makes it more comfortable for those with a narrow vaginal canal. DSE tubing guide included.

903019	LLETZ Pederson Speculum – Small with DSE Guide
903020	LLETZ Pederson Speculum – Medium with DSE Guide
903021	LLETZ Pederson Speculum – Large with DSE Guide

View-More Specula

With 25 percent more viewing area, it allows easier access and improved visibility. A wide opening accommodates lateral vaginal wall retractors. DSE tubing guide included.

903022	LLETZ View-More Speculum – Medium with DSE Guide
903023	LLETZ View-More Speculum – Large with DSE Guide

View-Maxi Specula

This speculum has an extra-wide opening with a rectangular yoke for easier access of instruments and improved visibility. DSE tubing guide included.

903024	LLETZ View-Maxi Pederson – Medium with DSE Guide
903025	LLETZ View-Maxi Pederson – Large with DSE Guide
903030	LLETZ View-Maxi Graves – Medium with DSE Guide

Omni 4-Blade Specula (4-Blade Style for Electrosurgery)

Combination speculum with lateral wall retractor. Ideal for enhanced visibility in patients with collapsed vaginal walls and in large and multiparous patients. DSE tubing guide included.

903026	LLETZ Omni Speculum – Medium 4-Blade with DSE Guide
903027	LLETZ Omni Speculum – Large 4-Blade with DSE Guide



Coated Specula and GYN Instruments

PRECISION COATED INSTRUMENTS HELP TO ENSURE SAFE AND EFFECTIVE LEEP PROCEDURES

Ultimate Reusable Speculum

Nonconductive for use during electrosurgery, this lightweight, smooth, reusable speculum is made from a specialized polymer for ultimate patient comfort. Fully autoclavable and easily sterilized.

ITEM NUMBER	DESCRIPTION
909100	Ultimate Reusable Speculum

Lateral Vaginal Wall Retractor

Designed to fit into a standard speculum and retract collapsed vaginal walls to permit exposure of the cervix.

ITEM NUMBER	DESCRIPTION
909069	Lateral Vaginal Wall Retractor

LEEP Endocervical Speculum

This endocervical speculum provides access to the cervical canal or the os.

ITEM NUMBER	DESCRIPTION
909168	LEEP Endocervical Speculum – Regular (tip size: 6 mm)
909169	LEEP Endocervical Speculum – Medium (tip size: 5 mm)

Gyn Hook

Our most popular hook. Sharp and strong for maximum grip.

ITEM NUMBER	DESCRIPTION
907020	Gyn Hook

LEEP Hook Straight

Small hook designed for tissue stabilization during excision.

909160	LEEP Hook Straight
909170	LEEP Hook Angled 9.5 in. Left
909172	LEEP Hook Angled 9.5 in. Right

LEEP Two-Prong Hook (Length: 26 cm)

Twin prongs allow for enhanced grasping and optimal manipulation of the cervix while spacing ensures unrestricted electrode access to the operative site.

909162	LEEP Two-Prong Hook
--------	---------------------

LEEP Three-Prong Hook (Length: 26 cm)

Designed for optimal manipulation and stabilization of the cervix while allowing maximum electrode access.

909164	LEEP Three-Prong Hook
--------	-----------------------

LEEP Iris Hook (Length: 25 cm)

Small hook designed to stabilize tissue during excision.

909166	LEEP Iris Hook
--------	----------------

LEEP Champion Forceps (Length: 22 cm)

Designed as an angled forceps for better visualization of tissue being removed from the operative site.

ITEM NUMBER	DESCRIPTION
909161	LEEP Champion Forceps

LEEP Ring Forceps (Length: 22 cm)

Larger forceps designed to remove tissue samples excised during LEEP procedures.

909163	LEEP Ring Forceps
--------	-------------------

LEEP Single Tooth Tenaculum (Length: 24 cm)

Popular instrument offering optimal surgical site stabilization.

909167	LEEP Single Tooth Tenaculum
--------	-----------------------------

LEEP Tissue Forceps (Length: 21 cm)

Simple forceps perfect for grasping and removing tissue. Coated surface offers safety and convenience.

909165	LEEP Tissue Forceps
--------	---------------------



Uncoated Precision German Stainless Steel Instruments

HIGH QUALITY GERMAN ENGINEERING FROM WALLACH, A NAME YOU CAN TRUST



Contoured and shaped to fit into the yoke of a standard speculum, this retractor expands beyond the width of the speculum blades and retracts the side walls of the vaginal vault to achieve an unobstructed view of the cervical anatomy.

ITEM NUMBER	DESCRIPTION
907043	Gyn Hook Lateral Retractor View-More Opening



Standard ratchet handle. Choose from a standard tip for use on multiparous women or a narrow tip particularly useful in nulliparous or small women, postmenopausal patients, or those with a stenotic os.

ITEM NUMBER	DESCRIPTION
907010	Kogan Endocervical Speculum (5 mm tip)
907015	Kogan Endocervical Speculum – Narrow (3 mm tip)

UNCOATED SPECULA

Graves Specula

Traditional design with slightly wider blades.

ITEM NUMBER	DESCRIPTION
903001	Graves Speculum – Small
903002	Graves Speculum – Medium
903003	Graves Speculum – Large
903004	Graves Speculum – X-Large

Moore-Graves Speculum

Unique speculum featuring short blades with the same width as a medium Graves.

903005	Moore-Graves Speculum
--------	-----------------------

Pederson Specula

Thinner blade design.

903006	Pederson Speculum – X-Small
903007	Pederson Speculum – X-Narrow
903008	Pederson Speculum – Small
903009	Pederson Speculum – Medium
903010	Pederson Speculum – Large
903011	Pederson Speculum – X-Large

Weisman-Graves Specula

Open-sided speculum with one-sided hinge offers easier access for instruments.

903012	Weisman-Graves Speculum – Right Medium
903013	Weisman-Graves Speculum – Left Medium

View-More Specula

Provides more viewing room at the yoke and allows for easier access for instruments.

903014	View-More Speculum – Medium
903015	View-More Speculum – Large

View-Maxi Speculum

Extra-wide rectangular yoke for enhanced viewing and easier access.

903016	View-Maxi Graves Speculum – Medium
--------	------------------------------------

Omni Specula

Offers narrower blades combined with lateral blades that lock in place for better visualization.

903028	Omni Speculum – Medium 4 Blade
903029	Omni Speculum – Large 4 Blade





Two years of FREE sharpening!
 Standard: 20 cm working length
 Long: 25 cm working length

Biopsy Instruments

HANDCRAFTED STAINLESS STEEL INSTRUMENTS FOR ACCURATE TISSUE SAMPLING WITH MINIMAL TRAUMA

BIOPSY PUNCHES

Large rectangular bite with upper and lower teeth for maximum sample.

ITEM NUMBER	DESCRIPTION
907028	Tischler-Kevorkian (L 9.3 mm x W 3 mm) (20 cm)
907056	Tischler-Kevorkian Punch (25 cm)

Narrow jaw with additional teeth on the bottom jaw to improve grasping ability and prevent slippage.

907029	Kevorkian-Pacific (L 8 mm x W 3 mm) (20 cm)
907057	Kevorkian-Pacific Punch (25 cm)

Large bite ensures adequate sample for histological examination.

907030	Coppleson (L 7.5 mm x W 3 mm) (20 cm)
--------	---------------------------------------

Small bite size facilitates sampling of cervical os. Ideal for stenotic cervixes.

907033	Sullivan (L 4 mm x W 2 mm) (20 cm)
--------	------------------------------------

Serrated tooth on bottom jaw coupled with unique bite shape to offer precision and control.

907034	Wittner Straight Standard (L 7.4 mm x W 3.9 mm) (20 cm)
--------	---

Large bite size and angled jaw improve access to difficult-to-reach areas of the cervix and provide adequate tissue sample.

907035	Wittner Angled Standard (L 4.4 mm x W 3.9 mm) (20 cm)
--------	---

Single anchoring tooth and V-shaped jaw facilitate sampling for analysis.

907036	Appex Standard (L 7 mm x W 3 mm) (20 cm)
--------	--

Oval cutting jaw provides large tissue sample for analysis.

907037	Eppendorfer Standard (L 7.4 mm x W 3.9 mm) (20 cm)
--------	--

Standard Tischler design for minimal discomfort and trauma. Spring handle handcrafted with precision in German stainless steel.

ITEM NUMBER	DESCRIPTION
907008	Tischler Biopsy Forceps (L 7 mm x W 3 mm) (20 cm)
907054	Tischler Punch (L 7 mm x W 3 mm) (25 cm)

Popular rectangular small tip, Tischler biopsy forceps offers smaller samples with minimal discomfort.

907014	Baby Tischler Biopsy Forceps (L 4.2 mm x W 2.3 mm) (20 cm)
907058	Mini Tischler (L 4.2 mm x W 2.3 mm) (25 cm)

Teeth are incorporated in a unique Burke-style sharp jaw.

907031	Burke (L 5.5 mm x W 3.25 mm) (20 cm)
--------	--------------------------------------

Two bottom teeth and one on the top maximize the ability to grasp the cervix. Larger than Burke-style punch.

907032	Baggish (L 6.5 mm x W 4 mm) (20 cm)
--------	-------------------------------------



WALLACH WORKS FOR YOU.
 We are committed to supporting you by providing superior service, personalized training, and outstanding product solutions.



Rotating Biopsy Punches

360° ROTATING SHAFT PERMITS BIOPSIES AT ANY ANGLE WITHOUT OBSTRUCTING THE BIOPSY SITE



Two years of FREE sharpening!
Standard: 20 cm working length
Long: 25 cm working length



Minimal trauma and maximum sample retention are provided by this most-popular bite design.

ITEM NUMBER	DESCRIPTION
907004	Tischler Rotating Biopsy Forceps (L 7 mm x W 3 mm) (20 cm)



An angled tip facilitates sampling by permitting easier access to difficult areas. Enhances grasping capability.

907019	Angled Tischler Rotating Biopsy Forceps (L 7 mm x W 3 mm) (20 cm)
--------	---



The Baby Tischler tip is small enough to permit sampling at the endocervical canal while providing excellent control.

907059	Rotating Baby Tischler (L 4.2 mm x W 2.3 mm) (25 cm)
--------	--



The Mini Up Tip's smaller size enables sampling of the cervical os in some patients. Permits access to difficult areas.

907042	Mini Up Tip (L 4.2 mm x W 2.3 mm) (20 cm)
--------	---

Facilitates sampling of the cervical os and the outer periphery of the ectocervix.

ITEM NUMBER	DESCRIPTION
907039	Mini Down Tip (L 4.2 mm x W 2.3 mm) (20 cm)

Offers improved grasping ability and prevents slippage.

907040	Kevorkian (L 8 mm x W 3 mm) (20 cm)
--------	-------------------------------------

Provides a moderate bite for reduced trauma.

907041	Oval (L 5 mm x W 3 mm) (20 cm)
--------	--------------------------------

An ample, well-oriented sample is collected with the large rectangular bite.

907060	Kevorkian (L 8 mm x W 3 mm) (25 cm)
--------	-------------------------------------

Reduces tissue trauma. A smaller size enables cervical os sampling in some patients.

907038	Mini-Townsend™ (L 4.2 mm x W 2.3 mm) (20 cm)
--------	--





Uncoated Instruments – Curettes and Hooks

FOR THE FINEST SURGICAL AND BIOPSY INSTRUMENTS,
THE SMART CHOICE IS WALLACH



Townsend Curette

A round graduated tip offers ease of entry into a stenotic os or a nulliparous patient. Malleable shaft facilitates sampling.

ITEM NUMBER	DESCRIPTION
907021	Townsend Curette



Novak Curettes

This popular curette samples endometrium. Suction attachment offers improved sampling.

907022-1	1 mm
907022-2	2 mm
907022-3	3 mm
907022-4	4 mm



London and Basket Curettes

For even sampling, these rounded, tapered tips allow easy entry with less tissue trauma.

907023	London Curette
907027	Curette w/Basket Round Tip



Kevorkian-Young Curettes

Sharp, stainless steel blade available with or without basket.

907005	Kevorkian-Young Curette w/Basket (L12mm x W1.9mm)
907006	Kevorkian-Young Curette w/o Basket (L12mm x W1.9mm)



Iris Hook

This petite and delicate hook readily stabilizes the cervix during procedures and allows greater access.

ITEM NUMBER	DESCRIPTION
907025	Iris Hook



Marlow Corkscrew Hook

Excellent for stabilizing the cervix during invasive procedures. This unique hook can be screwed into the cervical tissue that needs to be removed so the sample will not be lost.

907024	Marlow Corkscrew Hook
--------	-----------------------



Tenaculum Hook

A larger hook affords added stability and control to the cervix during procedures.

907007	Tenaculum Hook
--------	----------------



Angle Hook

This convenient hook offers a unique angle to allow better access and visualization of the cervix during procedures.

907026	Angle Hook
--------	------------

Office Instruments – Cervical Dilators and Sounds

CRAFTSMANSHIP AND DEPENDABILITY BUILT INTO EVERY INSTRUMENT



Small Cervical Dilator Set

This small cervical dilator set is designed for patients with a stenotic cervical os. Set includes 6 dilators ranging from 1 mm to 6 mm in size.

ITEM NUMBER	DESCRIPTION
907049	Small Dilators – Set of 6



Mini Cervical Dilator Set

Ideally suited for nulliparous patients or those with a stenotic os. Includes a universal handle that holds dilator tips from sizes 1 mm to 3 mm in half-millimeter increments. Rounded dilator tips help prevent uterine wall puncture.

ITEM NUMBER	DESCRIPTION
907050	Mini Dilator Set, 1 – 3 mm



Sims Uterine Sound

The Sims Uterine Sound is fully graduated for accurate fundal depth determination and features a bulbous tip to reduce the risk of perforation. The Sims Sound is malleable and can adapt to virtually any anatomical variation.

907048	Sims Sound Grad 12 in.
--------	------------------------



Hegar Dilator Set

Stainless steel Hegar dilators provide the option of double-ended dilators in even-millimeter increments, or from 3 to 18 for a greater diameter range over the entire set. German stainless steel.

Set of 8 includes: 3/4 mm, 5/6 mm, 7/8 mm, 9/10 mm, 11/12 mm, 13/14 mm, 15/16 mm, 17/18 mm

907051	Hegar Dilators – Set of 8 (L 3/4 mm - W 17/18 mm)
--------	---



Hank Cervical Dilators

Hank cervical dilators come in a set of 6, ranging from 4.5 mm to 10 mm. Dilators have a full millimeter size on one end and a half millimeter size on the other for smooth dilation.

907052	Hank Dilators – Set of 6
--------	--------------------------



Single-use Cell Samplers and Collectors

Endocell™ Disposable Endometrial Cell Sampler

Simple, Safe, and Economical Extraction of Endometrial Histological Samples

The Wallach Endocell™ offers a simple manual suction process for extracting screening samples from the endometrium. In most cases, no cervical dilation is necessary.

This non-traumatic process screens for endometrial carcinoma, precancerous conditions, and uterine pathogens and can be utilized for fertility diagnostics, hormonal therapy, endometrial biopsy, and menstrual extraction.

- Moldable for easy insertion into a markedly anteverted or retroverted uterus
- Excellent suction provided by elastomeric seal piston plunger
- No cervical dilation necessary in most cases
- Numbered sounding marks for safety and precision
- 3.1 mm outside diameter
- Sterilized and individually packaged

ITEM NUMBER	DESCRIPTION
908014 A	Endocell (35 per Box) ^{Δ†}
908015	Endocell (6 boxes of 35 (210 pieces)) ^{Δ†}
908016	Endocell (15 boxes of 35 (525 pieces)) ^{Δ†}



Walach's Papette® Cervical Cell Collector

High cell yield and gentle, one-step procedure simultaneously harvests ectocervical and endocervical cells.

Papette® can gather the full spectrum of cervical cells, including the transformation zone, in a single rotating motion. Extremely cost-efficient, it helps provide highly efficient sampling and improves test accuracy for fluid-based technology.

- Simplified one-step procedure for clinician
- Full spectrum sample includes the transformation zone
- High overall cell yield improves test accuracy
- Unique softer bristles with slip agent

ITEM NUMBER	DESCRIPTION
908001	Papette Cervical Cell Sampler Brush (100 per Bag) ^{Δ†}
908003	Papette Cervical Cell Sampler Brush (10 per Box; 1000 pieces) ^Δ
908004	Papette Cervical Cell Sampler Brush (40 per Box; 4000 pieces) ^Δ



Better results with little or no bleeding



Disposable Products for a Variety of Office Needs




The Inseminator™ – Intrauterine Insemination Device for Assisted Reproduction

This versatile intrauterine insemination device bypasses the cervix and allows a greater number of sperm to reach the uterine cavity and, subsequently, the fallopian tubes.

- 3.5 French polypropylene catheter enlarged in the proximal area to accommodate the syringe tip
- Comes in 4.5 in. or 5.5 in. length
- 4.5 in. may be purchased without syringe
- Secure fit prevents leakage
- Sterile, single use only

ITEM NUMBER	DESCRIPTION
920012	The Inseminator 5.5 in. (50 per Box)
920012-1	The Inseminator 4.5 in. (50 per Box) †
920012-2	The Inseminator 4.5 in. without syringe (50 per Box) †



Disposable Os Finders – 3 Convenient Sizes in a Sterile Pouch

- Os Finder (single notch) locates and opens external os
- Canal Finder (two notches) dilates the cervical canal
- Fundus Finder (three notches) sounds fundus and determines uterine depth

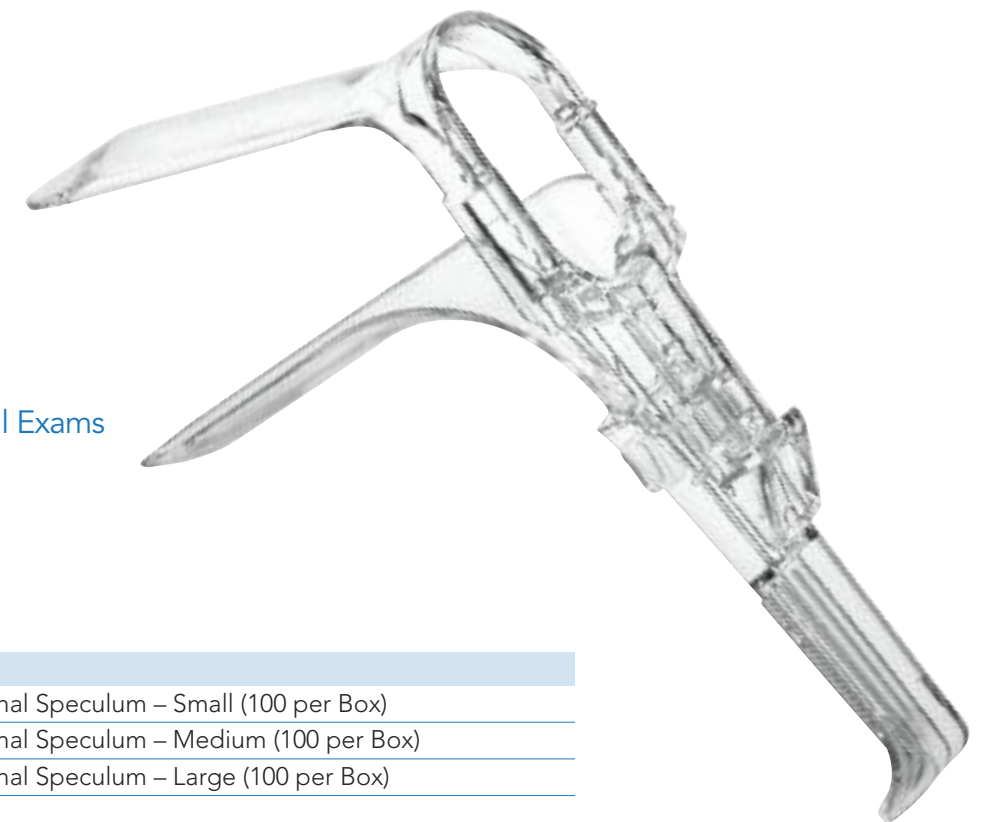
ITEM NUMBER	DESCRIPTION
920019	Disposable Os Finder – Set of 3 (10 Sets per Box)



Flexisound™ Intrauterine Sound

- Sterile, single use only
- Gentle but firm malleable plastic sound
- Graduated in centimeters
- Economical

ITEM NUMBER	DESCRIPTION
920008	Flexisound Disposable Intrauterine Sounds (25 per Box) †



Disposable Vaginal Speculum Designed for Routine Gynecological Exams

- Non-sterile, single use only
- One-hand operation
- 360° view
- Smooth, comfortable, clear plastic
- Angular and vertical adjustments

ITEM NUMBER	DESCRIPTION
920018	Disposable Vaginal Speculum – Small (100 per Box)
920010	Disposable Vaginal Speculum – Medium (100 per Box)
920020	Disposable Vaginal Speculum – Large (100 per Box)



Serving the Needs of Obstetricians and Their Patients

CARING FOR MOTHER AND BABY EVERY STEP OF THE WAY

Throughout a long history of serving the needs of our Ob/Gyn customers, Wallach Surgical's products have been recognized by the medical industry for being among the safest, highest quality, most economical devices available. Over the years, we have helped physicians provide exceptional care for their obstetrics patients, monitoring the progress of mother and baby from conception to delivery.

Fetal2EMR Fetal Monitor

Our Fetal2EMR system combines the latest in twin fetal heart rate monitoring technology with seamless electronic medical records integration. Recorded traces can be transferred to a PC using Wallach's Insight software via USB or Ethernet cable. These traces can then be converted to PDF for easy access across platforms or moved into an EMR system.



Fetal Monitor

A GREAT TWINS FETAL MONITOR WITH EMR CAPABILITY

FETAL2EMR™

For twins or for a single baby, this is a great fetal monitor with Electronic Medical Records (EMR) capability.

The best patient care and advanced technology to move traces to EMR.

- Three ways to transfer data—Ethernet, USB, or USB flash drive
- Bright color monitor with multiple views
- Built-in thermoprinter
- Insight software to move data to EMR (optional)
- 12-hour memory

Rolling Cart

Convenient rolling cart with laptop shelf assures easy transport of the Fetal2EMR system.

ITEM NUMBER	DESCRIPTION
902300	Fetal2EMR Fetal Monitor and Accessories ^Δ
902320	Fetal2EMR Insight Software and Accessories
902340	Fetal2EMR Rolling Cart with Tray
902350	Fetal2EMR Rechargeable lithium-ion Battery





Fetal Dopplers and Obstetrical Probes

LIFEDOP™ SERIES OFFERS ENHANCED PROBE SENSITIVITY, RELIABLE PERFORMANCE, AND SUPERIOR SOUND QUALITY

LifeDop™ 150 Series

These handheld non-display Dopplers have superior sound quality and accept the full line of non-directional LifeDop probes. Rechargeable batteries and audio recording options are available on specific models.

ITEM NUMBER	DESCRIPTION
L150-SD2	LifeDop 150 with 2 MHz Probe ^{Δ†}
L150-SD3	LifeDop 150 with 3 MHz Probe ^{Δ†}
L150-SDW	LifeDop 150 with Waterproof 2 MHz Probe ^{Δ†}
L150A-SD2	LifeDop 150 with Audio Recorder & 2 MHz Probe ^{Δ†}
L150A-SD3	LifeDop 150 with Audio Recorder & 3 MHz Probe ^{Δ†}
L150A-SDW	LifeDop 150A Waterproof 2 MHz Audio Recorder ^{Δ†}
L150R-SD2	LifeDop 150 with 2 MHz Probe, Rechargeable ^{Δ†}
L150R-SD3	LifeDop 150 with 3 MHz Probe, Rechargeable ^{Δ†}
L150R-SDW	LifeDop 150 with Waterproof Probe, Rechargeable ^{Δ†}
K200	Roll Stand with Storage Basket

LifeDop™ 250 Series

These are full-featured handheld Dopplers with large displays for indication of heart rate and battery status. Rechargeable batteries and audio recording options are available on specific models. They accept all LifeDop non-directional probes.

ITEM NUMBER	DESCRIPTION
L250-SD2	LifeDop 250 Disp. with 2 MHz Probe ^{Δ†}
L250-SD3	LifeDop 250 Disp. with 3 MHz Probe ^{Δ†}
L250-SDE	LifeDop 250 Disp. with 5 MHz Transvaginal Probe ^{Δ†}
L250-SDW	LifeDop 250 Disp. with 2 MHz Waterproof Probe ^{Δ†}
L250AR-SD2	LifeDop 250 Disp. with Audio Rec., Recharge & 2 MHz Probe ^{Δ†}
L250AR-SD3	LifeDop 250 Disp. with Audio Rec., Recharge & 3 MHz Probe ^{Δ†}
L250AR-SDE	LifeDop 250 Disp. with Audio Rec., Recharge & 5 MHz Transvaginal Probe ^{Δ†}
L250AR-SDW	LifeDop 250 Disp. with Audio Rec., Recharge & 2MHz Waterproof ^{Δ†}
L250R-SD2	LifeDop 250 Disp. with Recharge & 2 MHz Probe ^{Δ†}
L250R-SD3	LifeDop 250 Disp. with Recharge & 3 MHz Probe ^{Δ†}
L250R-SDE	LifeDop 250 Disp. with Recharge & 5 MHz Transvaginal Probe ^{Δ†}
L250R-SDW	LifeDop 250 with Recharge & 2 MHz Waterproof Probe ^{Δ†}
K200	Roll Stand with Storage Basket

LifeDop™ 350 Series

The LifeDop 350 Doppler is a convenient tabletop Doppler system designed to effectively detect the fetal heart beat and monitor blood flow. It has a large heart rate display, comes with rechargeable batteries, and accepts all LifeDop non-directional probes.

- Excellent sound/high-fidelity speaker with louder output
- Improved ergonomics and overall appearance
- Two probe holders for multiple applications
- User-accessible batteries
- Improved stand and wall mounting available

ITEM NUMBER	DESCRIPTION
L350R-SD2	LifeDop Tabletop Doppler with 2 MHz Probe ^{Δ†}
L350R-SD3	LifeDop Tabletop Doppler with 3 MHz Probe ^{Δ†}
L350R-SDE	LifeDop Tabletop Doppler with 5 MHz Transvaginal Probe ^{Δ†}
L350R-SDW	LifeDop Tabletop Doppler with 2 MHz Waterproof Probe ^{Δ†}
K310	Wall Mount for L350R
K220	Convenient Roll Stand with Storage Basket for L350R

LifeDop™ Non-Directional Obstetrical Probes with Quality and Performance You Can Depend On

All LifeDop obstetrical probes are specifically designed to provide excellent sensitivity and maximum durability. All non-directional probes are completely interchangeable for use on the L150, L250, and L350 series of Dopplers, offering the convenience of choosing one or all for use on the same unit. Most models have user-replaceable cables.

2 MHz OB Probe The wide-angle beam is optimized for deep penetration needed in late term pregnancy and larger patients.

3 MHz OB Probe The best general-purpose obstetrical probe for fetal heart detection, from earliest stages through delivery. The probe's wide-angle beam saves time spent "hunting" for the heartbeat.

5 MHz OB Probe The 5MHz transvaginal fetal Doppler probe is used for early fetal heartbeat detection. It is ideal for women who are obese or have a retroverted uterus.

2 MHz Waterproof OB Probe Waterproof design is optimal for water-assisted labor and delivery applications.

ITEM NUMBER	DESCRIPTION
SD2	2 MHz OB Probe [†]
SD3	3 MHz OB Probe [†]
SDE	5 MHz Transvaginal OB Probe [†]
SDW	2 MHz Waterproof OB Probe [†]
C250CC	Obstetrical Vascular Combination – L250 Doppler, 3 MHz and 8 MHz probe ^Δ
C250CB	Obstetrical Combination – L250 Doppler, 2 MHz and 3 MHz probe ^Δ





Vascular Assessment Dopplers and Probes That Easily Detect Vessels and Blood Flow

LifeDop™ 150 Series

These handheld, non-display Dopplers for vascular assessment offer superior sound quality and function with the full line of non-directional LifeDop probes. Rechargeable batteries and audio recording options are available on certain models.

ITEM NUMBER	DESCRIPTION
L150-SD4	LifeDop 150 with 4 MHz Probe ^{Δ†}
L150-SD5	LifeDop 150 with 5 MHz Probe ^{Δ†}
L150-SD8	LifeDop 150 with 8 MHz Probe ^{Δ†}
L150-STN	LifeDop 150 with 8 MHz Sterilizable Probe ^{Δ†}
L150A-SD4	LifeDop 150 with Audio Recorder & 4 MHz Probe ^{Δ†}
L150A-SD5	LifeDop 150 with Audio Recorder & 5 MHz Probe ^{Δ†}
L150A-SD8	LifeDop 150 with Audio Recorder & 8 MHz Probe ^{Δ†}
L150R-SD4	LifeDop 150 with 4 MHz Probe, Rechargeable ^{Δ†}
L150R-SD5	LifeDop 150 with 5 MHz Probe, Rechargeable ^{Δ†}
L150R-SD8	LifeDop 150 with 8 MHz Probe, Rechargeable ^{Δ†}
L150R-STN	LifeDop 150 with 8 MHz Sterilizable Probe, Rechargeable ^{Δ†}
K200	Roll Stand with Storage Basket
STNPK1	L150 Doppler with Sterilizable Probe and Stand

LifeDop™ 250 Series

Offering rich features, these handheld Dopplers have large displays for heart rate and battery status. Rechargeable batteries and audio recording options are available on specific models. They accept all LifeDop non-directional probes.

ITEM NUMBER	DESCRIPTION
L250-SD4	LifeDop 250 Disp. with 4 MHz Probe ^{Δ†}
L250-SD5	LifeDop 250 Disp. with 5 MHz Probe ^{Δ†}
L250-SD8	LifeDop 250 Disp. with 8 MHz Probe ^{Δ†}
L250-STN	LifeDop 250 Disp. with 8 MHz Sterilizable Probe ^{Δ†}
L250AR-SD4	LifeDop 250 Disp. with Audio Rec., Recharge & 4 MHz Probe
L250AR-SD5	LifeDop 250 Disp. with Audio Rec., Recharge & 5 MHz Probe
L250AR-SD8	LifeDop 250 Disp. with Audio Rec., Recharge & 8 MHz Probe
L250AR-STN	LifeDop 250 Disp. with Audio Rec., Recharge & 8 MHz Sterilizable Probe ^{Δ†}
L250R-SD4	LifeDop 250 Disp. with Recharge & 4 MHz Probe ^{Δ†}
L250R-SD5	LifeDop 250 Disp. with Recharge & 5 MHz Probe ^{Δ†}
L250R-SD8	LifeDop 250 Disp. with Recharge & 8 MHz Probe ^{Δ†}
L250R-STN	LifeDop 250 Disp. with Recharge & 8 MHz Sterilizable Probe ^{Δ†}
K200	Roll Stand with Storage Basket

LifeDop™ 350 Series

The LifeDop 350 is a convenient tabletop Doppler with enhanced features for more efficient detection and blood flow monitoring. It has a large heart rate display, rechargeable batteries, and accepts all LifeDop non-directional probes. Enhanced features include:

- Excellent sound/high fidelity speaker
- Improved ergonomics and overall appearance
- Two probe holders for multiple applications
- Louder audio output
- User accessible batteries
- Improved stand and wall mounting

ITEM NUMBER	DESCRIPTION
L350R-SD4	LifeDop Tabletop Doppler with 4 MHz Probe ^{Δ†}
L350R-SD5	LifeDop Tabletop Doppler with 5 MHz Probe ^{Δ†}
L350R-SD8	LifeDop Tabletop Doppler with 8 MHz Probe ^{Δ†}
K310	Wall Mount for Added Convenience and Security
K220	Convenient Roll Stand with Storage Basket
STNPK2	L350R Doppler with Sterilizable Probe and Stand

LifeDop™ Vascular Assessment Probes

All Summit Doppler LifeDop vascular probes are specifically designed to provide excellent sensitivity for locating vessels and blood flow. Extremely durable, LifeDop probes are interchangeable for use on the L150, L250, and L350 series of Dopplers, with the exception of the sterilizable probes, which have some restrictions. Most models have user replaceable cables.

4 MHz Vascular Probe

This probe is optimized with a broad, flat beam for easy location of blood flow.

5 MHz Vascular Probe

The medium width beam aids in detecting deep vessels.

8 MHz Vascular Probe

The best general-purpose vascular probe. The sensitive, narrow beam allows for easy detection of surface vessel location.

8 MHz Sterilizable Probe

Clinically tested for use in sterile fields for the detection of blood flow in both veins and arteries. STERRAD® compatible for use with selected LifeDop Dopplers.

ITEM NUMBER	DESCRIPTION
SD4	4 MHz Vascular Probe [†]
SD5	5 MHz Vascular Probe [†]
SD8	8 MHz Vascular Probe [†]
STN	8 MHz Sterilizable Vascular Probe [†]
C250CC	Obstetrical Vascular Combination – L250 Doppler, 3 MHz and 8 MHz Probe
C250CV	Vascular Combination – L250 Doppler, 5 MHz and 8 MHz Probe ^Δ



Full-Featured Systems for PAD Diagnosis

Vista AVS™

Faster, Easier Segmental Exams – A Full-Featured ABI/Vascular System

This full-featured vascular assessment system is ideally suited to perform segmental exams. The Vista AVS offers three modalities for obtaining systolic pressures and waveforms and is designed to accommodate both standard and custom protocols. The accompanying compact printer rapidly prints two ankle waveforms along with the ABI results.

The system includes:

- 3 modalities: PVR, bi-directional Doppler probe and PPG probe
- Automatic ABI, TBI and segmental calculation
- Performs seated ABI on mobility impaired patients
- Software for full-page reporting, exam storage and interface with EMR
- 9 blood pressure cuffs: (2) 10 cm, (4) 12 cm, (2) 17 cm, (1) digit cuff
- Automatic inflation/deflation
- Graphic waveform display with step-by-step ABI instructions

OPTIONAL FEATURES FOR THE VISTA AVS

5 MHz Bi-directional Probe

For deeper vessel penetration on larger patients, this probe can be selected at time of purchase in addition to the 8 MHz bi-directional. The SD5V probe can also be ordered for use with the Vista ABI.

Case for Vista AVS/ABI, Vantage ABI

Sold separately, this carrying case conveniently holds the main unit and its accessories for easy transport.

Cuff Selector

This segmental cuff selector is specially designed to make segmental pressure measurements easy to perform. Up to 10 vascular cuffs can be connected to this unit at the same time, for upper and lower extremity or digit pressure measurements.



ITEM NUMBER	DESCRIPTION
L500VA	Full-featured ABI/Vascular System ^Δ
SD5V	5 MHz Bi-directional Probe
SD8V	8 MHz Bi-directional Probe
K280	Case for Vista AVS/ABI, Vantage ABI
K290	Cuff Selector
G150	Ultrasound gel

The Vista ABI

This Vista ABI system was designed for practices that want to begin performing ABI exams now and also have the option of later adding accessories like the PPG probe and software. The accompanying compact printer rapidly prints two ankle waveforms along with the ABI results. This system includes:

- 2 modalities: PVR and bi-directional Doppler probe
- Automated cuff inflation/deflation
- Built-in printer
- Graphic waveform display with step-by-step ABI instructions
- 4 cuffs: (2) 10 cm, (2) 12 cm

OPTIONAL FEATURES FOR THE VISTA ABI

PPG Package

A sensitive arterial PPG probe for obtaining both toe and limb pressures. Comes with convenient Velcro to secure placement on the digit. This package includes a PPG probe and a 1.9 cm cuff for performing TBI exams on patients with non-compressible arteries.

PC Download Software

An optional software package for the Vista ABI with full-page reporting and exam storage includes download capability for integration with EMR systems (.pdf and .csv file formats – USB Interface to PC).

**The Vista ABI does not accommodate segmental exams.*



ITEM NUMBER	DESCRIPTION
L450VA	Vista ABI System ^Δ
L450PG	PPG Package
L450SF	PC Download Software
SD5V	5 MHz Bi-directional Probe
SD8V	8 MHz Bi-directional Probe
G150	Ultrasound gel



Portable and Handheld ABI Systems



LifeDop™ 300 ABI System with Four Cuffs and Aneroid — An Economical Handheld ABI System with Fast ABI Calculation and Dual Waveform Printout

This system package features a portable bi-directional Doppler with convenient keypad for easily entering pressure data and calculating the indices. The accompanying compact printer rapidly prints two ankle waveforms along with the ABI results.

System includes:

- Printer
- 8 MHz bi-directional probe
- Adhesive-backed label paper
- ABI chart, forms
- ABI video, examination guide, quick reference guide, and ABI glossary
- Carrying case



LifeDop™ 250 ABI System with Four Cuffs and Aneroid

A portable bi-directional Doppler with compact printer. The system includes handheld Doppler for diagnosing PAD, 4 cuffs and aneroid package, printer to capture waveforms, an 8 MHz bi-directional probe, adhesive-backed label paper, carrying case, and ABI reference documents and video.

LifeDop™ 250 ABI System with Two Cuffs and Aneroid

This bi-directional, handheld Doppler has 2 cuffs and aneroid for diagnosing PAD. Other standard LifeDop ABI features include compact printer, 8 MHz bi-directional probe, adhesive-backed label paper, carrying case, and ABI reference documents and video.

ITEM NUMBER	DESCRIPTION
L300AC	LifeDop 300 ABI System with 4 Cuffs and Aneroid ^Δ
L250AC	LifeDop 250 ABI System with 4 Cuffs and Aneroid ^Δ
L250AB	LifeDop 250 ABI System with 2 Cuffs and Aneroid ^Δ
SD5B	5 MHz Bi-directional Probe
SD8B	8 MHz Bi-directional Probe
K180	Adhesive-backed label paper
G150	Ultrasound gel



Perform 1-Touch ABI Exams in Just 3 Minutes

Vantage ABI™ Completes the Exam in Just Three Minutes

The Vantage ABI™ is an innovative cuff-based system that uses Digital Fourier Oscillometric or DFO waveform analysis, which Summit Doppler co-developed with researchers from the Cleveland Clinic, where the technology was clinically validated. Easy to use, the entire ABI exam takes just three minutes to complete once the cuffs are wrapped and the patient rests. The accompanying compact printer rapidly prints two ankle waveforms along with the ABI results.

VANABI – Vantage ABI Package 1

- One touch – three minutes to complete the ABI exam
- Graphic display with convenient touch-screen to navigate the system
- USB memory stick for data transfer and storage (EMR interface)
- Four blood pressure cuffs: (2) 10 cm cuffs for ankles and (2) 12 cm cuffs for arms
- Automatic inflation/deflation

VANMAX – Vantage ABI Package 2

- One touch – three minutes to complete the ABI exam
- Graphic display with convenient touch-screen to navigate the system
- USB memory stick for data transfer and storage (EMR interface)
- Built-in printer for printing ankle waveforms on adhesive-backed label paper
- Four blood pressure cuffs: (2) 10 cm cuffs for ankles and (2) 12 cm cuffs for arms
- Automatic inflation/deflation

ITEM NUMBER	DESCRIPTION
VANABI	Vantage ABI – Package 1
VANMAX	Vantage ABI with Stand – Package 2
K180	Adhesive-backed label paper
CUF0002	10 cm Blood Pressure Cuff (1)
CUF0003	12 cm Blood Pressure Cuff (1)



Three Minute ABI Exam

VANMAX Shown





Doppler Blood Pressure Cuffs and Accessories



ITEM NUMBER	DESCRIPTION
A155	Audio Cable Replacement for Probe Connection for use with all handheld and tabletop Dopplers
ASY0002	Aneroid
CUF0002	10 cm Ankle Cuff
CUF0003	12 cm Arm Cuff
CUF0004	1.9 cm Digit Cuff
CUF0005	2.5 cm Digit Cuff
CUF0007	12 cm Long Cuff
CUF0008	17 cm Thigh Cuff
CUF0009	7.5 cm Metatarsal Cuff
CUF0010	3.3 cm Large Digit Cuff
CUF0011	22 cm Thigh Cuff
H150	Stereo Headset
K200	5-Caster Stand with Storage Basket. Works with any handheld LifeDop™. To purchase a handheld Doppler stand without a storage basket, order Model K230.
K220	5-Caster Stand with Storage Basket for the use with the L350R. To purchase a tabletop Doppler stand without a basket, order Model K240.
K260	Carrying Case with a Strap and Velcro Closure. This convenient, lightweight case is included with the purchase of an L250AB, L250AC, or L300AC. Dimensions: 9 in. x 7 in. x 5 in.
MKT0042	ABI Report Forms – Pack of 50 Report Forms for L250 ABI System
PSA0003	Recharger for the LifeDop ABI Printer (included in L250AB, L250AC, and L300AC packages)
R150	Rechargeable Adapter for use with L150R, L250R, L250AR, and L350R



Dermatologic Cryosurgical System

ULTRAFREEZE™ LIQUID NITROGEN DERMATOLOGIC CRYOSURGICAL SYSTEM WITH SMOOTH FLOW SPRAY TECHNOLOGY

The compact, lightweight UltraFreeze™ system is an easy-to-use, portable cryosurgical system ideal for most office skin procedures. The completely self-contained system delivers a controlled spray. The system includes an assortment of easily attached Luer lock closed tip or open spray apertures. A plastic reusable plate with six conical openings is available to help direct liquid nitrogen spray in concentrated areas.

- Available in two sizes (.3 and .5 liter)
- Ergonomically designed comfort handle
- Smooth flow spray technology
- Spray apertures offer precision accuracy of liquid nitrogen spray for better control



Assortment of spray apertures included (flat closed tips available)

UltraFreeze Stand (optional)



20 liter Dewar

10 liter Dewar

ITEM NUMBER	DESCRIPTION
900076	UltraFreeze Liquid Nitrogen Sprayer (.5 liter)* ^{Δ†}
900077	UltraFreeze Liquid Nitrogen Sprayer (.3 liter)* ^{Δ†}
900108	Accu-Shield Cone Spray Plate (set of 6 varied cones) ^Δ
900112	UltraFreeze Stand
900109-2	10 liter Dewar
900111-1	Manual Discharge Device for 10 liter Dewar
900109-3	20 liter Dewar
900111-3	Manual Discharge Device for 20 liter Dewar

*with five spray apertures



△ Available for Sale Where CE Mark is Required
 † Available for Sale in Canada

Availability is subject to change. Contact Customer Service for the most up-to-date information.

Warranty

Wallach products are warranted by Wallach Surgical Devices to be free from defects in material and workmanship for an initial period of one year*. During this period, Wallach Surgical Devices or its authorized service station will, at its option and without charge, either repair or replace any part or assembly of parts found to be defective in material and workmanship. Repairs are to be accomplished by a Certified Wallach Surgical Devices Repair Technician. In the event that the unit is tampered with by unauthorized personnel prior to the end of the warranty, the warranty is considered NULL and VOID.

Wallach Surgical Devices is not responsible for any injury resulting from repairs made by other individuals or organizations not certified by Wallach Surgical Devices.

This warranty does not apply to the following:

1. A product that has been subject to misuse, abuse, negligence, or accident.
2. Defects or damage directly or indirectly caused by installation or service of the product by unauthorized personnel and/or the use of unauthorized replacement parts.
3. Lamps, bulbs, fiber-optic cables, and batteries.
4. Improper use of cleaning methods or chemicals that damage equipment.
5. Peripheral equipment that is covered by the manufacturer's warranty.

All Wallach products are latex free.

** Some Wallach products qualify for an automatic extended warranty. Call your Wallach representative for more information.*

Returns

1. Product may be returned to Wallach under the following circumstances:
 - a. If incorrect items were shipped
 - b. If defective items were shipped (out-of-box failure)
2. To return a product, contact a customer service representative to obtain an RGA (Return Goods Authorization) number. Be prepared to provide the following information:
 - a. The date the item was ordered
 - b. The Wallach invoice number and billing name and address
 - c. Reason for the return
 - d. Quantity, part number, description, and serial number of the merchandise to be returned
3. Goods must be returned unused. Any charges for damaged or missing items will be added to the restocking fee.
4. Only prepaid shipments will be accepted from the customer. Return collect merchandise will be refused.
5. Product should be securely packaged in the original carton. Equipment must be sanitized before it is returned. Items that are not sanitized will be returned to the customer freight collect. All shipments must be made via prepaid parcel post or U.S. Mail. Please note C.O.D. packages will not be accepted.
6. Sterile and disposable products, as well as light bulbs, are not returnable.
7. The following restocking charges will apply to products ordered in error:
 - 5% 1 – 30 days
 - 10% 31 – 60 days
 - 15% 61 – 90 days
 Goods must be returned unused in original condition. Returns will not be accepted after 90 days.
8. Tips may be returned or exchanged within 30 days. Tips that are damaged or scratched are not returnable. Care should be taken in packaging tips individually.

Repairs

1. Repairs are to be accomplished by a certified Wallach Surgical Devices Repair Technician.
2. Wallach does not perform partial instrument repairs due to patient and physician safety factors.
3. To return product for repair, call the repair department at 866.928.3211. Be prepared to provide the following information:
 - a. Product description
 - b. Serial number
 - c. Statement of the problem
 - d. Warranty information if applicable
4. Repairs should be handled through the dealer whenever possible.
5. The repair technician will provide an estimate for customer approval before any repairs occur unless the repair charge is calculated to be under \$100 or less than 30 percent of the replacement value, whichever is lower, in which case the repair will be done automatically.
6. If the customer does not choose to repair the item after receiving the estimate, a \$75.00 evaluation charge will be assessed (price subject to change), except for Summit Doppler OB, Vascular, and handheld ABI Dopplers, which will not have an evaluation charge. (All Summit Vista/Vantage units will be assessed an evaluation charge.)
7. Equipment must be sanitized before it is returned for repair. Items that are not sanitized will be returned to the customer freight collect.
8. To return instruments for repair, carefully package them in a container of adequate size and strength. Clearly mark the outside of the box "Attn: Repair Department." Return Postage PAID via United Parcel Service or U.S. Postal Service together with a note describing the problem. **DO NOT RETURN GAS CYLINDERS.** C.O.D. packages will not be accepted.

Repairs may be sent to:
WALLACH SURGICAL DEVICES
 Attn: Repair Department
 95 Corporate Dr., Trumbull, CT 06611 U.S.A.

Index

ABI Vascular Systems
 5 MHz Bi-Directional Probe .36
 Case for Vista AVS/ABI,
 Vantage ABI36
 Cuff Selector36
 LifeDop 250 ABI System.....38
 LifeDop 300 ABI System.....38
 PC Download Software37
 PPG Package.....37
 Ultrasound Gels39
 Vantage ABI39
 Vista ABI37
 Vista AVS36

Biopsy Punches
 Apex Standard.....20
 Baby Tischler Biopsy Forceps..21
 Baggish.....21
 Burke.....21
 Coppleson.....20
 Eppendorfer Standard20
 Kevorkian-Pacific.....20
 Mini Tischler.....21
 Sullivan20
 Tischler Biopsy Forceps21
 Tischler-Kevorkian20
 Tischler21
 Wittner Angled.....20
 Wittner Straight20

Biopsy Punches – Rotating
 Angled Tischler Forceps22
 Baby Tischler.....22
 Kevorkian 20 cm.....23
 Kevorkian 25 cm.....23
 Mini Down Tip23
 Mini-Townsend™23
 Mini Up Tip22
 Oval.....23
 Tischler Forceps.....22

Colposcopes
 ColpoStar4
 Digital Camera for TriScopes...5
 Digital Management7
 Digital USB Video Camera
 for TriScopes.....5
 TriScope with Trulight.....4
 TriStar with Trulight.....5
 ZoomScope with Trulight.....6
 ZoomStar with Trulight.....7

Cryosurgical Systems
 Cryosurgical Tips9
 LL100 System8
 LLCO₂ System8
 WA1000B System.....9

Cuffs and Accessories40

Curettes / Hooks
 Angle Hook24
 Basket Curette24
 Iris Hook24
 Kevorkian-Young Curette.....24
 London Curette24
 Marlow Corkscrew Hook24
 Novak Curette.....24
 Tenaculum Hook.....24
 Townsend Curette24

Dilators / Sounds
 Cervical Dilator Set Mini25
 Cervical Dilator Set Small25
 Hank Cervical Dilators25
 Hegar Dilator Set.....25
 Sims Uterine Sound.....25

Dopplers
 Fetal LifeDop 15032
 Fetal LifeDop 25032
 Fetal LifeDop 35033
 Vascular LifeDop 150.....34
 Vascular LifeDop 250.....34
 Vascular LifeDop 35035

Electrosurgical System
 Biovac Smoke Evacuator.....10
 Loop and Ball Electrodes.....11
 Quantum 200010

Electrosurgical Accessories
 Anesthetic Cartridge
 Syringe.....12
 Electrosurgical Disposable
 Grounding Pads.....12
 EndoBlock Needle13
 Endocervical Block Kit13
 Ferric Subsulfate
 Aqueous Solution12
 Foot Pedal-Operated Pencil...12
 Hand Switch-
 Operated Pencil.....12
 Disposable Split
 Grounding Pads.....12
 QKIT Procedure Tray13
 Smoke Evacuation
 Speculum Tubing.....13
 Smoke Evacuation
 Tubing with Attached
 Speculum Tubing.....13
 Smoke Evacuator
 Filter Assembly13

Fetal2EMR30

GYN Instruments – Coated
 Gyn Hook17
 Lateral Vaginal
 Wall Retractor16
 LEEP Champion Forceps17
 LEEP Endocervical
 Speculum.....16
 LEEP Hook Straight17
 LEEP Iris Hook.....17
 LEEP Ring Forceps17
 LEEP Single Tooth Tenaculum ..17
 LEEP Three Prong Hook.....17
 LEEP Tissue Forceps17
 LEEP Two Prong Hook.....17

Probes
 2 MHz OB Probe.....33
 2 MHz Waterproof OB Probe..33
 3 MHz OB Probe.....33
 4 MHz Vascular Probe.....35
 5 MHz OB Probe.....33
 5 MHz Vascular Probe.....35
 8 MHz Vascular Probe.....35
 The 8 MHz Sterilizable
 Vascular Probe35

Single Use Products
 Endocell.....26
 Flexisound
 Intrauterine Sound.....29
 Os Finders28
 Papette Cervical
 Cell Sampler Brush27
 The Inseminator28
 Vaginal Speculum29

Specula – Coated
 Graves.....15
 Omni 4-Blade.....15
 Pederson15
 Specula Dimensions14
 Ultimate Reusable16
 View-Maxi15
 View-More15

Specula – Uncoated
 Graves.....19
 Gyn Hook Lateral Retractor
 View-More Opening18
 Kogan Endocervical.....18
 Moore-Graves19
 Omni19
 Pederson19
 View-Maxi Graves19
 View-More19
 Weisman-Graves.....19

UltraFreeze41

Wallach works for you.



Wallach Surgical offers industry-leading medical systems and instruments, including colposcopes, cryosurgical and electrosurgical units, digital and Doppler imaging devices, and a broad range of instruments and disposables that keep practices and hospitals running safely and smoothly.

Physicians have relied on our diverse product portfolio for more than 30 years. Moving forward, we are committed to expanding into new technologies, including our acquisition of Summit Doppler and our ongoing research and development efforts.

Wallach Surgical Devices
95 Corporate Drive
Trumbull, CT 06611 U.S.A.

1.800.243.2463
www.wallachsurgical.com